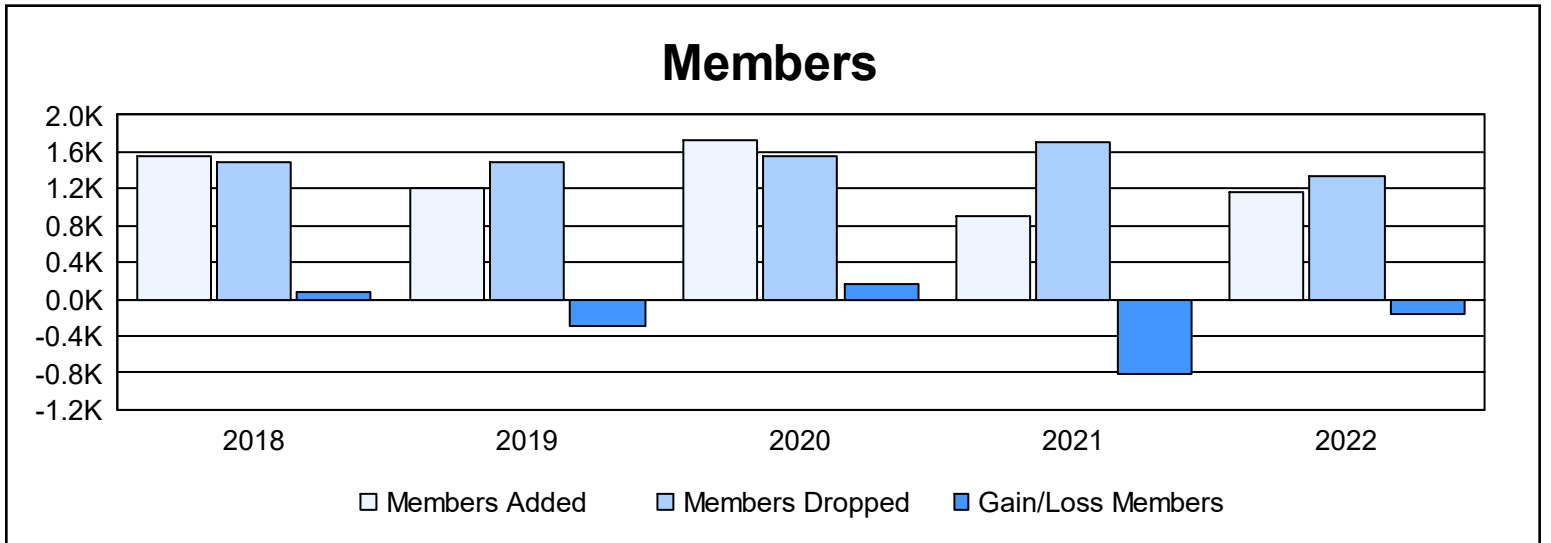
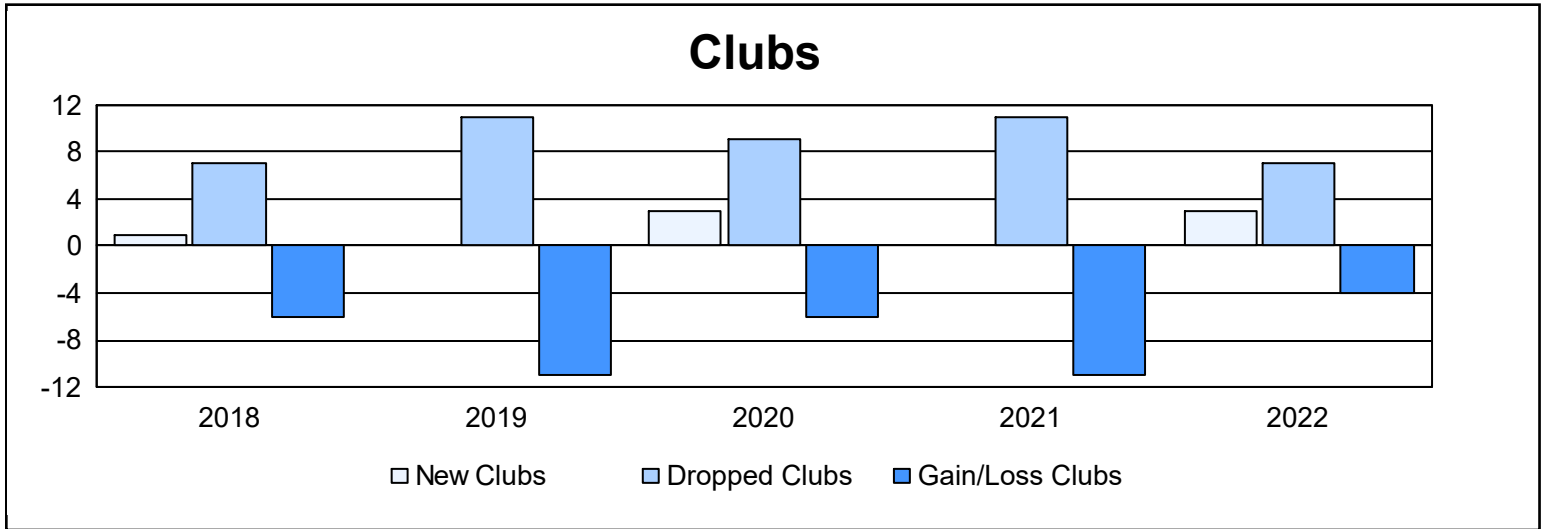
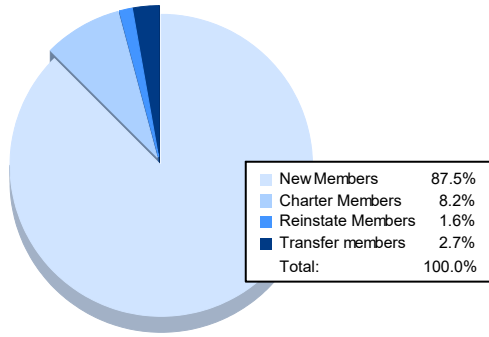


Year	New Clubs	Dropped Clubs	Gain/Loss Clubs	New Members	Charter Members	Reinstate Members	Transfer Members	Total Member Added	Total Members Dropped	Gain/Loss Members
2017-2018	1	7	-6	1,451	30	26	49	1,556	1,487	69
2018-2019	0	11	-11	1,149	0	18	47	1,214	1,497	-283
2019-2020	3	9	-6	1,536	77	64	51	1,728	1,560	168
2020-2021	0	11	-11	805	9	27	54	895	1,715	-820
2021-2022	3	7	-4	1,018	95	19	31	1,163	1,328	-165
Average	1	9	-8	1,192	42	31	46	1,311	1,517	-206



Membership Composition June 2022 Cumulative



Gender Composition June 2022 Cumulative

